

Logo Placement Chart

Collar



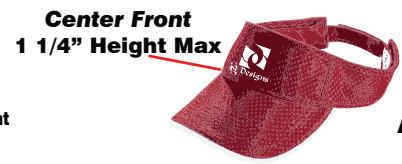
SHORT SLEEVE POLO SHIRT



Left & Right Chest

Center Logo
Men S-XL = 8" Down from Shoulder at Neck Point
Women S-XL = 4" Down from Shoulder at Neck Point
Men 2X-3X = 9"
Women 2X-3X = 7"


VISOR



HATS

Cap Back
Center 1/2"
Above Bottom Edge

Adjustable Hat



Side
Center in Side Panel
Level with Bottom of
Front Logo

Center Front
1/2" Above Bill




Flex Fit Hat

Center
Straight or Arched
1/2" Above Edge



APRON



TOWELS

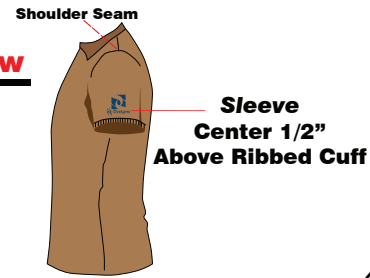


GOLF TOWELS

Tri Fold Towel
4" From Center Top
Or
2" From Center Bottom



Side View



Back View

Back Collar
Center 1/2"
Above Bottom Edge



Full Back
Top of Design 5"
Below Base of Neckline

LONG SLEEVE

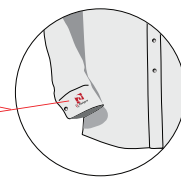


POCKET SHIRT

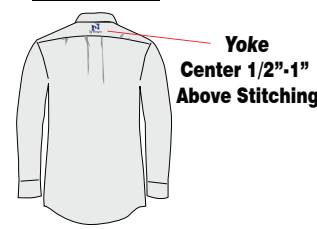


DRESS SHIRTS

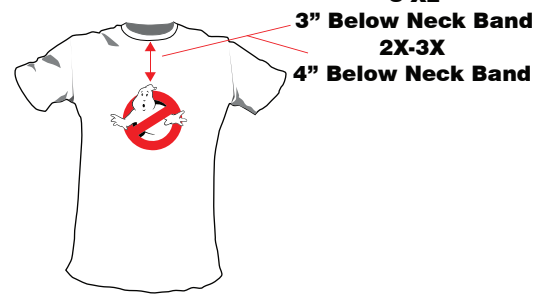
Cuff
1 1/2" from bottom hole
Centered Vertically
or
1/4" from bottom top stitching



Back View



T-SHIRT, SWEATER, SWEATSHIRT



TURTLENECK OR MOCK-T

